

# SHENZHEN CERRO POWER COMPANY LTD

## Data Sheet

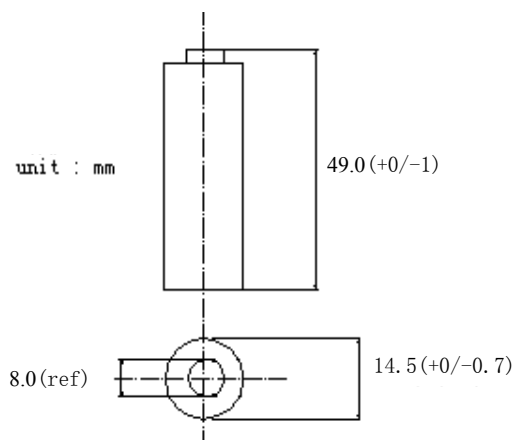
Model No: NI-CD AA1000MAH 7.2V PACK

Document Number ERS-2025-P-Y

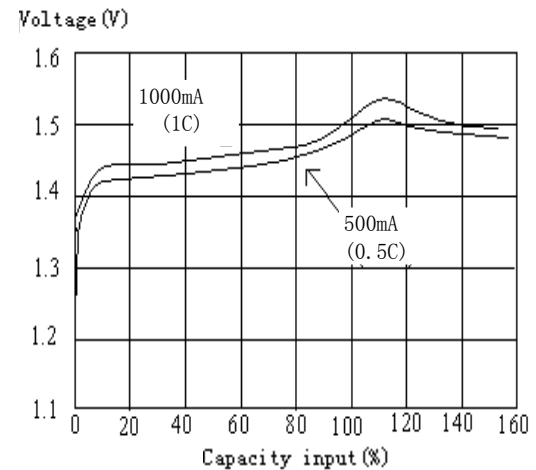
Edition: A

Page 1 of 4

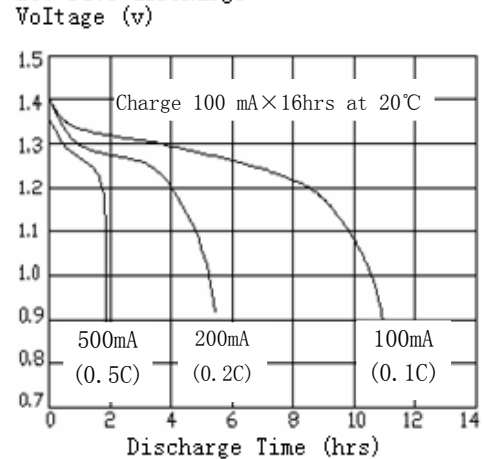
Type:	Rechargeable Nickel Cadmium Cylindrical Cell
Nominal Dimension : (with sleeve)	L:30mm W:30mm H=51mm
Applications:	Recommended discharge current 100 to 3000 mA
Nominal Voltage:	4.8V
Capacity:	Minimum: 1000mAh Typical: 1030mAh when discharged at 0.2C to 1.0V at 20°C
Charging Condition:	100mA for 16 hrs at 20°C
Fast Charge:	500mA to 1000 mA(0.5 to 1C) charge termination control recommended control parameters: $\Delta V$ : 0~5mv $DT/dt$ : 0.8°C/min(0.5 to 0.9 C) 0.8~1°C/min(1C) TCO: 45~50°C Time: 105% nominal input For reference only
Service life :	>500 cycles (IEC standard)
Continuous overcharge :	100mA maximum current for 48 hrs No conspicuous deformation and/or leakage
Weight:	about 24g
Internal Resistance:	Max 140mΩ upon fully charged at 1000HZ
Max. Charging Voltage :	1.5V at 100mA charging
Ambient Temperature: Range	Standard charging : 0 to 45°C Fast charging : 10 to 45°C Discharging : -20 to 50°C Storage : -20 to 35°C



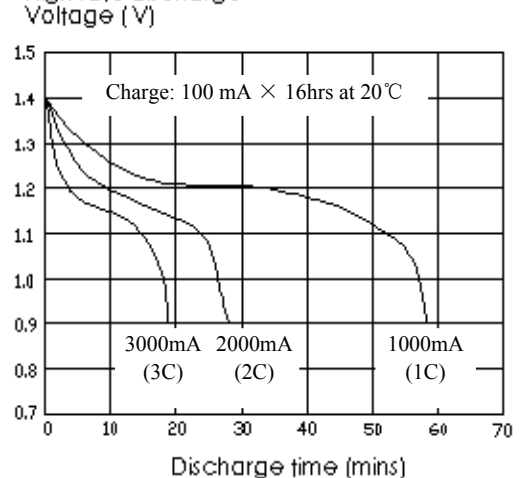
Fast charge (charge control required)



Low rate discharge



High rate discharge



# SHENZHEN CERRO POWER COMPANY LTD

Product Specification

Model No: NI-CD AA1000MAH 7.2V PACK

Document Number ERS-2025-P-Y

Edition: A

Page 2 of 4

## 1. SCOPE

This specification governs the performance of the following EPT Nickel-Metal Hydride Cylindrical Cell and its stack-up batteries

Model: NI-CD AA1000MAH 4.8V PACK

Cell Size: AA

The data involving nominal voltage and the approximate weight of stack-up batteries shall be equal to the value of the unit cell multiplied by the number of cells in the battery. For example, a stack-up battery consists of three unit cells:

Nominal Voltage of stack-up battery =  $1.2 \times 4 = 4.8V$

## 2. RATINGS

Description	Unit	Specification	Conditions
Nominal voltage	V	7.2	battery pack
Typical Capacity	mAh	1000	Standard charge/ Discharge
Minimum Capacity	mAh	950	Standard charge/ Discharge
Standard charge	mA	100(0.1C)	Ta=0~45℃ (see note1)
	hr	16	
Fast charge	mA	1000(1C)	-△V=0~5mV/cell or Time cut off = 105% input capacity Temp. cut off = 45~50℃ Ta =10~45℃ dT/dt = 0.8~1℃/min
	hr	1.05 approx (see note 2)	
Trickle charge	mA	30~100	Ta = 0~45℃
Discharge cut off voltage	V	5.4	battery pack
Maximum Discharge Current	mA	3000(3C)	Ta = -20~50℃
Storage Temperature	℃	-20~35	Discharge state
Typical Weight	gram	about 120.0	battery pack

## 3. PERFORMANCE

Unless otherwise stated, tests should be done within one month of delivery under the following conditions

Ambient Temperature Ta :  $20 \pm 5^\circ\text{C}$

Relative Humidity :  $65 \pm 20\%\text{RH}$

Notes: Standard Charge/Discharge Condition

Charge :  $100\text{mA}(0.1\text{C}) \times 16\text{hrs}$

Discharge:  $220\text{mA}(0.2\text{C})$  to  $1.0\text{V/cell}$

Test	Unit	Specification	Condition	Remarks
Capacity	mAh	$\geq 600$	Standard Charge / Discharge	Up to 3 cycles are allowed
Open Circuit Voltage (OCV)	V	$\geq 5.0$	Within 1hr after standard charge	battery pack

# SHENZHEN CERRO POWER COMPANY LTD

Product Specification

Model No: NI-CD AA1000MAH 7.2V PACK

Document Number ERS-2025-P-Y

Edition: A

Page 3 of 4

Test	Unit	Specification	Condition	Remarks
Internal impedance(Ri)	mΩ	$\leq 140$	Upon fully charge (1KHZ)	battery pack
High Rate Discharge (0.5C)	minute	$\geq 108$	Standard Charge , 1hr rest before discharge	
High Rate Discharge (1C)	minute	$\geq 48$	Standard Charge , 1hr rest before discharge	
Overcharge	N/A	No leakage nor explosion	100mA(0.1C) charge for 48 hrs	
charge Retention	mAh	$\geq 360(60\%)$	Standard charge Storage: 28 days at RT or 7 days at 45℃ Standard discharge	
Short Circuit	N/A	Leakage & deformation may occur, but no explosion is allowed	After standard charge. short circuit the cell at 20+/-5℃ until the cell temperature returns to ambient temperature. (The resistance of the inter-connecting circuitry shall not exceed 0.1 ohm.)	
Vibration Resistances	N/A	change of voltage $\Delta V < 0.08V$ change of internal impedance $\Delta R < 20m\Omega$	Charge at 0.1C for 16hrs and then leave for 24hrs check battery before after vibration Amplitude: 1.5mm Vibration: 3000CPM (any direction for 60mins)	battery pack
Impact Resistance	N/A	change of voltage $\Delta V < 0.08V$ change of internal impedance $\Delta R < 20m\Omega$	Charge at 0.1C for 16hrs and then leave for 24hrs check battery before/ after drop Height: 50cm Thickness of the wooden board: 30mm Direction is not specified Test for 3 times	battery pack

## 4. CONFIGURATIONS,DIMENSIONS AND MARKINGS

Please refer to the related drawing.

## 5. EXTERNAL APPEARANCE

The cell / battery shall be free from cracks,scars, breakage, rust, discoloration, leakage and deformation

# SHENZHEN CERRO POWER COMPANY LTD

Product Specification

Model No: NI-CD AA1000MAH 7.2V PACK

Document Number ERS-2025-P-Y

Edition: A

Page 4 of 4

## 6. WARRANTY

One year limited warranty against workmanship and material defects.

## 7. CAUTION

1. Batteries should be charged prior to use
2. For charging methods please referred to our technical handbook
3. Use the correct charger for Ni-MH batteries
4. Do not reverse charge batteries
5. Do not subject batteries to adverse condition such as extreme temperature, deep cycling and excessive over charge/over discharge.
6. Avoid batteries being used in an airtight compartment. Ventilation should be provided inside the battery compartment ,otherwise batteries may generate hydrogen gas , which could cause an explosion if exposed to an ignition source
7. Do not attempt to take batteries apart or subject them to pressure or impact. Heat may be generated or fire may result. The alkaline electrolyte is harmful to eyes and skin, and it may damage clothing upon contact.
8. Keep away from children. If swallowed,contact a physician at once.
9. Do not short circuit batteries, permanent damage to batteries may result
10. Do not incinerate or mutilates batteries, may burst or release toxic material.
11. Do not solder directly to cells or batteries.
12. Store batteries in a cool dry place,Always discharge batteries before bulk storage or shipment.
13. If find any noise,excessive temperature or leakage from a battery, please stop its use.
14. When using a new battery for the first time or after long term storage, please fully charge the battery before use
15. When using a new batterie in use with semi-used batteries, over-discharge may occur.
16. Do not mix new batteries in use with semi-used batteries, over-discharge may occur.
17. When connecting a battery pack to a charger, ensure correct polarity.
18. When the battery is hot, please do not touch it and handle it, until it has cooled down.
19. Do not remove the outer sleeve from a battery pack nor cut into its housing.
20. When find battery power down during use, please switch off the device to avoid over discharge.
21. Unplug a battery by holding the connector itself and not by pulling at its cord.
22. After use, If the battery is hot. Before recharging it, allow it to cool in a well-ventilated place out of direct sunlight.
23. Never put a battery into water or seawater

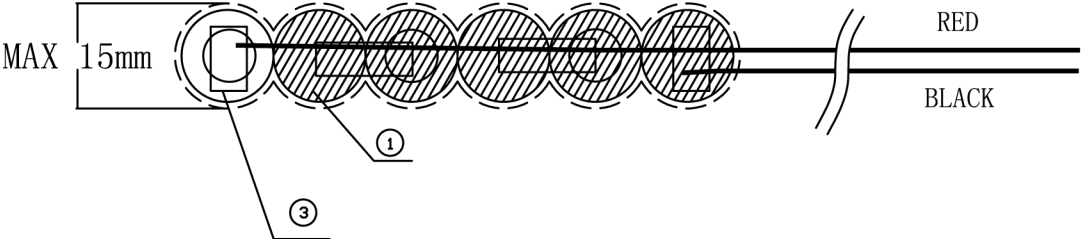
Notes: 1. Ta: Ambient Temperature.

2. Approximate charge time from discharged rate, for reference only.

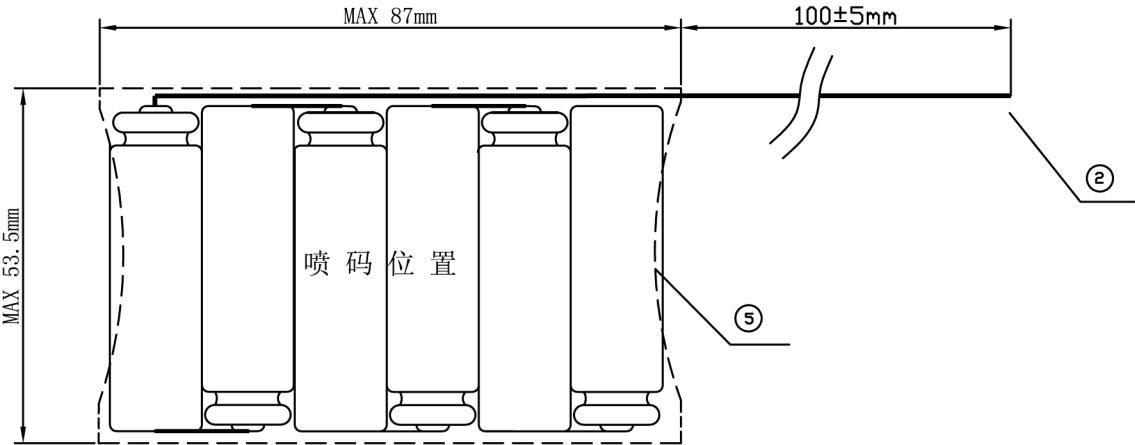
3. IEC61951-2(2003) Cycle Life Test:

Cycle No.	Charge	Rest	Discharge
1	0.1C×16hrs	none	0.25C×2hrs20mins
2-48	0.25C×3hrs10mins	none	0.25C×2hrs20mins
49	0.25C×3hrs10mins	none	0.25C to 1.0V/cell
50	0.1C×16hrs	1-4hr(s)	0.2C to 1.0V/cell
Cycle 1 to 50 shall be repeated until the discharges duration on any 50th cycle becomes less than 3hrs			

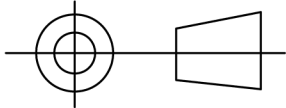

俯视图



主视图



仰视图



文件编号	ECD-002
图 号	
版 本	A

		签 名	日 期
	绘 制		
	审 核		
	批 准		
产品编码	EH-2A100C6BUL		

序号	物 料 编 码	数 量	物 料 规 格	标 注 号
7		6	面垫: AA 白色	
6		6	套管: 22.8mm果绿	
5		1	套管: 64mm果绿	⑤
4		5	连接片: 0.1*5*18	④
3		2	引出片: 0.1*4*9	③
2		1	UL1007 AWG22	②
1		2	牛皮胶纸: 宽12mm	①